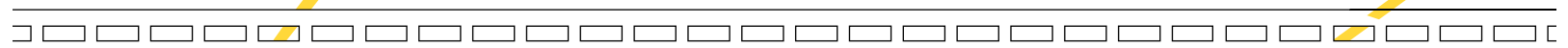




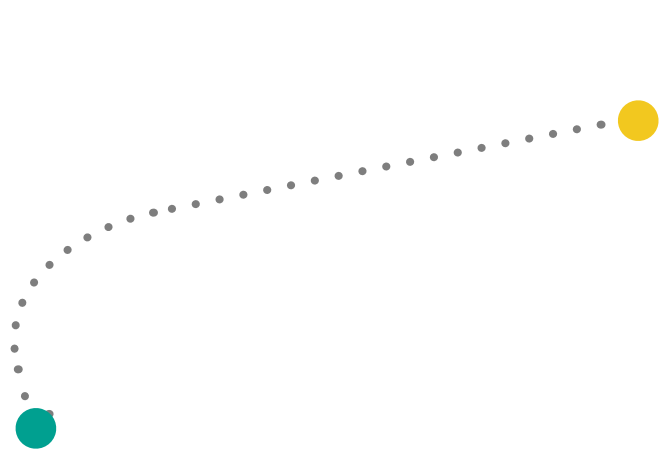
Wisconsin Transition Resource Guide



GET TO WHERE
You Want to Go



A resource for families and youth with disabilities transitioning to adulthood.



*Always remember **you have within you the strength, the patience, and the passion to reach for the stars to change the world.***

- Harriet Tubman

*The future belongs to those who **believe in the beauty of their dreams.***

- Eleanor Roosevelt



***Stay focused and stay determined.** Don't look to anyone else to be your determination - have self-determination. It will take you very far.*

- Justice Smith

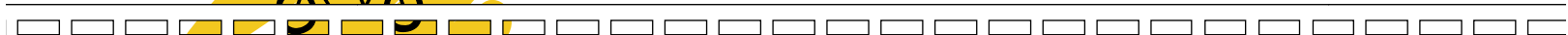

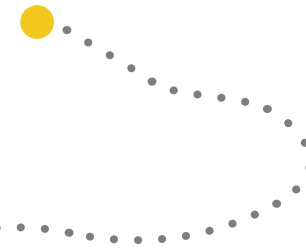




Table of Contents

Transition Partners

Parents and Guardians	6
Your School	8
Work - Vocational Rehabilitation	10
Community - ADRCs - Aging & Disability Resource Centers	12

Essential Services

Introduction	14
Advocacy	15
Benefits	17
Money	19
Health and Wellness.....	21
Job Skills	23

Resources Directory

Introduction	25
Assistive Technology / Accommodations	26
Community Living: Food, Childcare, Clothing, Housing	27
Employment	29
Foster Care	30
Guardianship / Supported Decision-Making	31
Health	32
Mental Health	33
Social Security Benefits and Health Insurance	34
Transportation	35
Voting	37



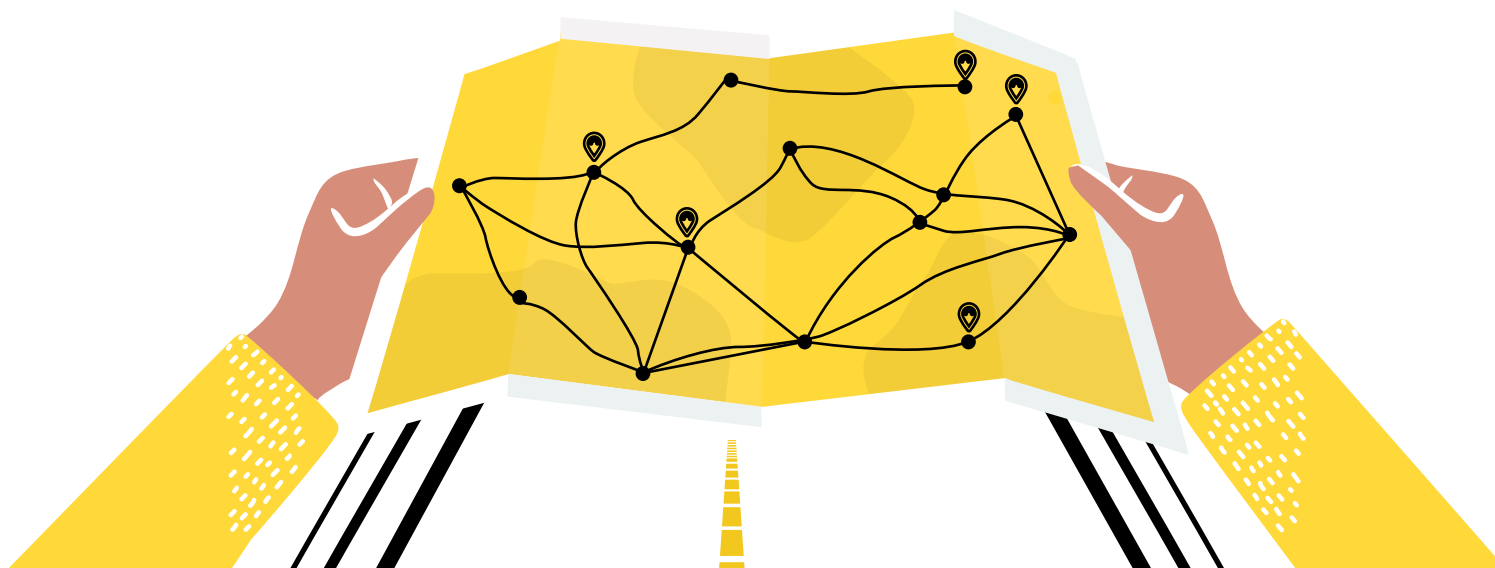
Introduction

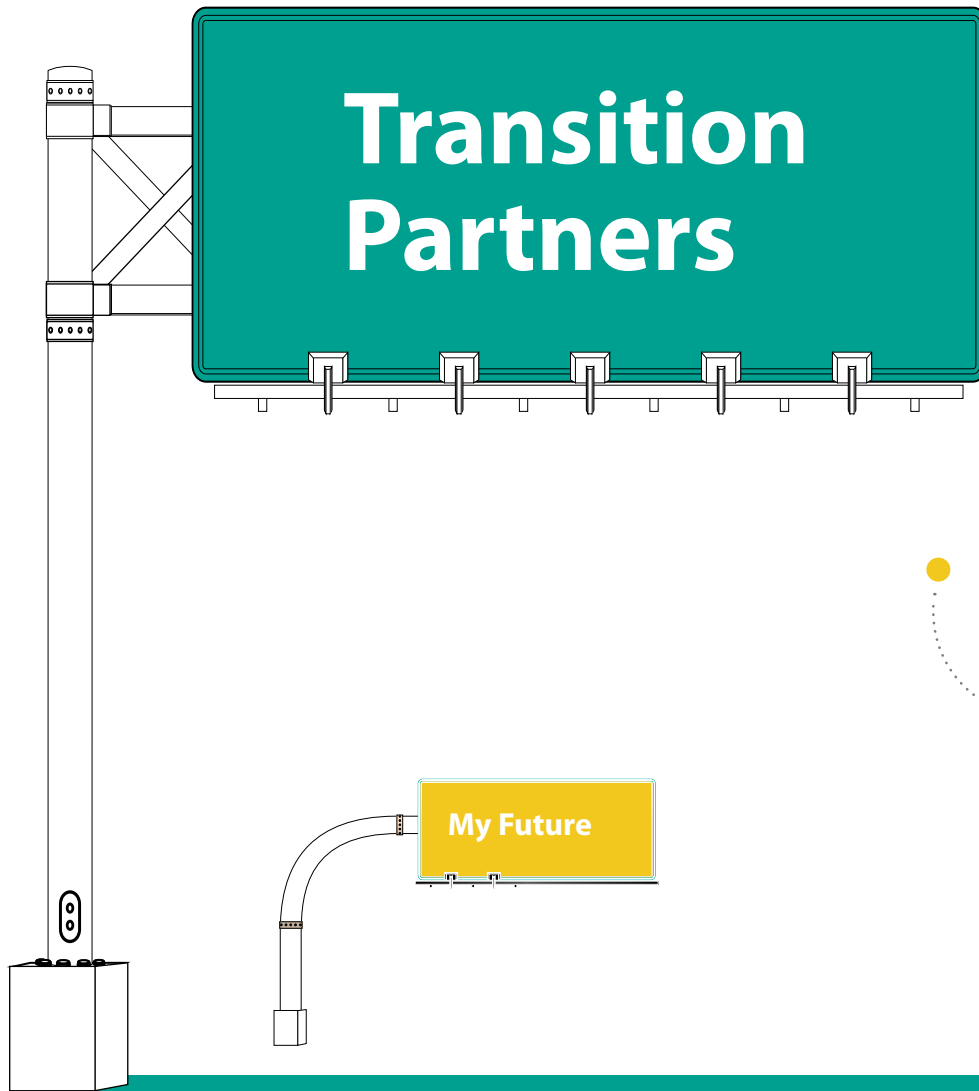
Get to where you want to go...

Navigating the path to finish high school and become an adult is exciting. There are many possibilities, and changes too. This can also be scary and confusing. People at school and outside of school can support you through the process.

This guide provides tips and resources to help plan for adulthood and life after high school. Get ready to consider choices, explore options, and take action to prepare for your future.

Find more tips and resources at beforeage18.org





As a family member or as a teen with a disability, you are not alone. Resources are available in your school and community to help you plan for the future.

Here are some community resources you should get to know! These are your partners in helping you get to where you want to go.

*Set your goals high, and
don't stop till you get there.*

- Bo Jackson



Parents & Guardians

Most of this guide speaks directly to teens. However, all of the information and resources are meant to be useful to the whole family.

As a parent or guardian of a youth with a disability, you have a big role in helping your child prepare for adulthood. At times it may seem hard to decide how to help your child in planning for the future.

This guide provides resources and ideas to support you and your teen.

Next Steps for Parents / Guardians

- ✎ Consider other resources that can assist your child in meeting their future goals such as benefits counseling, career planning and employment counseling, money management training, and self-advocacy learning opportunities. This guide provides information on all of these!
- ✎ While your child is still in school, talk with these resources about next steps to consider when preparing your teen for adulthood.

Want to know more about action steps you or your teen can take to prepare for adulthood?

Visit the [beforeAge18.org](https://beforeage18.org) website for action steps and resources by topic.



Checking in with Your Teen Activity

Checking in with your teen from time-to-time can be helpful in keeping the lines of communication open. Instead of just connecting about day-to-day activities, use the question starters below to get an idea of what your teen is thinking about.

(If you are a teen looking at this activity, ask a member of your family to do this activity with you!)

Directions: Ask your teen to finish the following sentences.

I feel _____

I wish _____

I think _____




I need _____

I hope _____

I want _____

I dream about _____

What can I do to help my child prepare for adulthood?

-  Help your teen explore how their talents and skills can help them get a job. Trying out jobs while still in high school is important!
-  Have high expectations for your child's future. Focus on your child's strengths and your child will get excited about what's possible.
-  Don't be afraid to let your child fail. This is difficult for all parents. But it's important for your teen to try new things – such as jobs, hobbies, friendships, transportation options, etc. Some of these things may not be a good fit for your teen, but that's okay. Each failure is also an opportunity to grow and learn.



Your School





Your school is a great resource to help you on your way to becoming an adult. People and resources are available to help you reach your education and work goals.

All Wisconsin students have Academic Career Plans (ACP) to provide you and your family with the tools necessary to make more informed choices about postsecondary education and training for careers.




Your Individualized Education Program (IEP)

In Wisconsin, for students aged 14 and older who have an IEP, their IEP must include goals for education and training, as well as employment, for after high school. This is called the Post-Secondary Transition Plan (PTP). The plan will focus on where you want to live, jobs you want to do, and things you want to do after high school.

Check out these resources:

-  Postsecondary Transition Plan (PTP) App: www.witransition.com
-  Academic Career Plans (ACPs): dpi.wi.gov/acp
-  Wisconsin Facets: wifacets.org
-  Post-Secondary Education and Training Resources: www.witig.org/post-secondary-education.html

Next Steps

-  Ask your School Counselor what your school offers for students with or without IEPs.
-  Attend and participate in your IEP meeting by downloading the IEP Guide for Teens or the IEP Guide for Families: BeforeAge18.org/IEP.
-  Ask your Vocational Rehabilitation or School Counselor about career planning and job exploration or counseling.



8 Things You Can Do Now to Prepare for Becoming an Adult

- ❑ **Graduate.** Staying in school (up to and through age 21) and graduating is very important to future success.
- ❑ **Continue learning.** No matter what you do after high school, have a plan to continue learning. That might be college, technical school, on-the-job training, classes, etc.
- ❑ **Know yourself.** Discover what makes you unique. What are your interests, passions, and abilities?
- ❑ **Get a job.** While you are still a teen, try out or learn about different jobs. Get a part-time, weekend, after school, summer, volunteer, or other job. Each job will teach you new skills and help you understand what future jobs or careers might be a good fit for you. Contact the Division of Vocational Rehabilitation for help.
- ❑ **Learn to be a great self-advocate!** Practice self-advocacy skills and develop self-determination by attending training.
- ❑ **Understand your disability.** How does your disability impact how you learn, work, or live in your community?
- ❑ **Know your rights and responsibilities.** Consider choices and decisions about where to live, medical decisions, making friends, how you spend your days, etc.
- ❑ **Get involved!** Join a club, sports team, volunteer, or other activity that gets you involved in your school and community. Practice being more independent and navigating the world around you.

Your School Team



Special Education Case Manager

Your special education teacher serves as your guide in helping you create goals and achieve them through your Individual Education Program (IEP), including your Postsecondary Transition Plan (PTP). Share your goals and ideas for how you want to learn, work, and live after high school. Your special education case manager can have those goals written into your transition plan.



School Counselor

Your School Counselor is another person who can help you reach your goals. Your School Counselor can partner with teachers, administrators, and community members to give you chances to succeed in school, college, job training, and employment. Your School Counselor can help you develop your Academic Career Plan and understand what you need to do to graduate from high school.

Don't forget to include your teachers and family as part of your team to help you achieve your school and work goals.



Vocational Rehabilitation

The Wisconsin Division of Vocational Rehabilitation or DVR is all about employment. If you want to work, DVR wants to help you! Be sure to apply for services at least two years prior to graduation or leaving high school.

Who is Eligible?





DVR helps people with disabilities find employment. If you receive SSI (Supplemental Security Income) and/or SSDI (Social Security Disability Insurance) benefits, you are presumed eligible for VR services.

If you want to work and have a disability that makes it difficult for you to get or keep a job, then DVR may be able to help you.





Cost of Services

There is no cost to apply for VR services or to find out if you are eligible.

Questions to Ask DVR:

-  **How can you help me?**
-  **What do I need to do?**
-  **Who else can help me?**
-  **What are the next steps?**

How to Connect with DVR:

-  Attend your appointments!
-  Update your phone number or address if it changes.
-  Contact your local DVR office by visiting their website or calling the number below:
dwd.wisconsin.gov/dvr/locations
-  DVR Toll Free Number: 800-442-3477



Wondering what DVR can help you with? Here are some of the services DVR can provide:

Career Guidance and Counseling

Find your job goal or career path.

Job Search and Placement Assistance

Find a job you want.

Supported and Customized Employment Services

Find a job with the supports to fit your strengths.

Vocational and Post-Secondary Training and Education

Training you need to get a job.

Transportation Planning and Supports

Develop a plan to get to your workplace.

Post-Employment Services

Keep your job.

Other Community Services

To help you prepare for, find, or keep a job.

What to expect when working with DVR? Here are some ways you can do your part to be successful:

Keep in Touch

Contact your DVR Counselor at least once a month to help keep on track with your employment plan.

Speak Up

Share your interests, skills, strengths, challenges, and concerns so your DVR Counselor can help you.

Do Your Part

You and your DVR Counselor will talk about responsibilities – things you will do to help reach your employment goals. Follow through on the responsibilities you and your DVR Counselor agree to.

Keep Your Appointments

Can't make an appointment? That happens. Just be sure to contact DVR to let them know you can't make it.



Aging and Disability Resource Centers

Your local aging and disability resource center (ADRC) is the first place to go to get accurate, unbiased information on all aspects of life related to aging or living with a disability, whether you are looking for yourself, are a concerned family member or friend, or a professional working with issues related to aging or disabilities.

ADRCs are friendly, welcoming places. They provide information on a broad range of programs and services that can help you understand the various long-term care options available. They can also help you apply for programs and benefits. Services can be provided at your local ADRC, by telephone, or through a home visit, whichever is more convenient to you.

ADRCs are available to help youth with disabilities make the transition to the adult long-term care system of care beginning at age 17 years, 6 months.

Services provided at the ADRC may include:

- ❑ help with applying for benefits or dealing with a denial of benefits
- ❑ disability benefits counseling
- ❑ information and access to publicly funded long-term care programs and options counseling if eligible
- ❑ information and assistance with finding community resources, services, and supports.

If you don't have Social Security benefits before age 18, but have a health condition which may make you eligible to receive them, contact your local ADRC at 17 years 9 months of age to start the application process.

Find your local ADRC:

www.dhs.wisconsin.gov/adrc



Transition Partners Flow Chart

Here's how these community partners work with you to help you with becoming an adult:

Teens

Work on completing the "8 Things Teens Can Do Now to Prepare for Becoming an Adult" in the School Section of this guide on Page 9.

Your School

Ask about after high school options – college, technical school, on-the-job training, etc. Teachers and counselors can help you with your goals.

Parents & Guardians

Your family can help you be more independent and explore your options. Look for family support groups to provide resources. One group is the Wisconsin Statewide Parent-Educator Initiative www.wspei.org

DVR

DVR or the Division of Vocational Rehabilitation is all about employment – they can help you prepare, find, and keep a job.

Aging & Disability Resource Centers (ADRC)

At age 17 and a half, contact your local ADRC. The ADRC helps with your benefits and connects you to community resources.

Social Security


Get help with your benefits like SSI - Supplemental Security Income; SSDI - Social Security Disability Income; or health insurance like Medicaid.

Community Resources

Check out the other resources in this booklet for more services and supports that may be available to you.



Essential Services



What makes you happy?


What are your strengths and talents?

What is the secret to success?

Each person you talk to may have a different answer.

Here's what we know. The following services have helped many teens and families prepare for becoming an adult.

These are things to practice and know about while you are a teenager.



Keep Exploring!

Self-Advocacy

Self-advocacy means speaking up for yourself and others. It means knowing about your strengths and challenges, understanding your rights as a citizen, and being able to share your needs with others.

Self-Advocacy and Family Advocacy training can help you to discover your potential and better support yourself and others.

Key Takeaways:

Strong advocacy skills aid in the creation of both short- and long-term goals.

Have more questions?

Reach out to your School Counselor, teacher, or local **DVR Counselor** to learn more about self-advocacy training.


Contact your county's

Independent Living Center:

<https://il-wis.net>

Visit **Wisconsin Facets:**

www.wifacets.org





Advocacy Activity

How Well Do You Know Yourself?

Rate yourself on the following questions:

Y = Yes | **S = Sometimes** | **N = No**

Self-Awareness

- ___ Do you know what your skills and strengths are?
- ___ Can you easily explain your skills and strengths to other people?
- ___ Do you know how you learn best?
- ___ Do you share with others how you learn best?
- ___ Do you ask for help when you need it?
- ___ Do you set goals for yourself?

Disclosure

- ___ Do you know about your disability?
- ___ Do you practice telling others about your disability?
- ___ Do you like the reaction you get when you tell someone about your disability?
- ___ Do you describe your disability differently depending on the setting or the people?
- ___ Are there times you choose not to talk about your disability?

Accommodations

- ___ Do you participate in meetings about your education and work?
- ___ Do you know what "reasonable accommodation" means?
- ___ Do you know what accommodations you need to be successful at work or school?
- ___ Do you practice asking for the accommodations you need?

**Yes
Total:**

If you answered mostly YES...

You should be very proud of yourself! You have a very good sense of yourself and your disability. You are on the road to being a very self-determined individual! Of course there is always room for improvement. Reflect on the questions you answered with a NO. Create some short-term goals to help you continue to improve!

**Some-
times
Total:**

If you answered mostly SOMETIMES...

You already have good skills in your understanding of yourself and your disability. There are also opportunities for you to learn more and improve in some areas. Once you know your strengths (the questions you answered with a YES), list the other areas that need work (the questions you answered with a NO). Decide which areas are most important to focus on right now. Create some short-term goals to work on your weaker spots.

**No
Total:**

If you answered mostly NO...

You are at the beginning stage of understanding yourself and your disability. Take the next step and seek out others you trust and who know you well; ask them to help you sort out your areas of strengths. Share the results of the questionnaire with them and ask for help with creating short-term goals to better understand yourself.

Big Changes at Age 18

People who get SSI benefits go through a redetermination process when they turn 18. This is when Social Security determines whether your disability is severe enough to limit your ability to work at a specific level. Even though your condition may not change, Social Security might determine that you no longer have a disability.

Contact a Benefit Specialist

If you have a disability and are approaching age 18, a Benefit Specialist can help you understand your current benefit situation and options for you.

Benefits like **FoodShare, Housing, Medicaid, and others** may change when you are working. A Work Incentive Benefits Specialist can support you as life changes - you turn 18, graduate, get a job, or reach other life milestones.

Key Takeaways:

- ✎ Benefits Specialists can help you review your financial and health insurance options.
- ✎ Benefits Specialists will help you navigate systems and reporting requirements.
- ✎ Benefits Specialists can describe and help you access work incentives.

Have More Questions?

Reach out to your local **DVR Counselor or ADRC** to learn more about benefits counseling!

Find a Benefits Specialist:

www.eri-wi.org/benefits-specialists





Work Reporting Tips

If you or someone in your household receive SSI (Supplemental Security Income) from Social Security, you should report your work.

This is VERY important to avoid overpayments or underpayments and other problems.

Here are some tips for staying on top of your work reporting.

Sign up for the wage reporting reminder by email or text by visiting:

Step 1

www.ssa.gov/benefits/ssi/wage-reporting.html

Step 2

Collect your paystubs and employer information before you call Social Security.

Step 3

Call your local Social Security office to report your employer information.

Find your local office:
secure.ssa.gov

You May Report By:

phone | mobile app | mail | fax





Choose the best option for you:

www.ssa.gov/benefits/ssi/wage-reporting.html

You should report by the 6th day of the following month to keep your records accurate.

If you miss the deadline, you should still report. It's better late than never!

How to keep track of your records:

-  Keep records of the dates you report.
-  Keep letters from Social Security.
-  Hold onto your paystubs for at least a year.
-  Keep records of any communication you have with the Social Security office.

Have Questions or Need Help?

Work incentives and countable income deductions may apply. Contact a benefits specialist and Social Security to find out more.



Money

We all need money. Learning when you are young how to plan, save, and spend will help you achieve your money goals.

Training on how to manage your money or understand your finances provides opportunities to develop skills and knowledge to plan for your financial well-being.

The focus is on practical information that will improve your quality of life by covering topics like credit repair, how to create a spending plan, and planning for major purchases.

Learn to create and achieve your money goals to live the life you want.

Key Takeaways:

Learning




Power



Independence

Have More Questions?

Reach out to your local **DVR Counselor** or **ADRC** to learn more about **Financial Literacy** trainings near you.






My Money Activity

Think about your money. Is money tight? Trouble making ends meet? Is debt making you feel stressed? Do you need help with creating a spending plan?

My Money Goals


Write down a few goals you have about your money – saving, spending, reducing debt, planning for the future...


Think About


 Things that really matter to you


 Future needs


Get Started

 Choose a goal

 Create an action plan

 Track your progress

 Take pride in your success

 Share your goal with someone

My Action Plan

Think about how long it will take you to reach your goal. Make an action plan and stick to it. List any resources that might help you. For example, you might seek out information, tools and equipment, professional assistance, a loan, or find transportation.

Step 1: _____

Resources needed: _____

Date to complete: _____

Step 2: _____

Resources needed: _____

Date to complete: _____

Step 3: _____

Resources needed: _____

Date to complete: _____



Health and Wellness

Your life is busy and having a disability can add a layer of complexity to it! Sometimes, it feels like it takes all your energy to make it through the day. It's important to stop once in a while and think about your health and well-being.

These factors can affect your overall health:

- ✎ Food
- ✎ Exercise and Physical Activity
- ✎ Sleep
- ✎ Stress

Here are some questions to ask yourself:

- ✎ Are there changes you can make in your diet that could give you more energy?
- ✎ How well are you sleeping? What can you do to improve your sleep routine?
- ✎ Physical activity, mindfulness, deep breathing, and yoga can also reduce stress. Are you adding ways to reduce stress in your daily activities?

Key Takeaways:

Our habits can affect our physical and mental health. Making some changes could give you more energy and help you to be healthier and happier.

These factors impact both our physical and mental health. Evaluating current habits can help us to make changes which will lead to a healthier future.

Questions to Ask Your Doctor

- ✎ What steps can I take to stay healthy?
- ✎ Am I at risk for any illnesses or diseases?
- ✎ I'm worried about a specific part of my life. What should I do?
- ✎ I can't talk to my parents or teachers about my problems. Who can I talk to?

More Questions?

www.beforeage18/health





Health and Wellness Activity

How do you keep yourself healthy and feeling well? Sometimes it helps to set some goals or just pay attention to how you feel. Take stock of how you think you are doing in the following areas and write down any goals you might have to do or feel better. Talk about your results with someone you trust.



Your Body

- Exercise regularly: mostly not really
- Eat healthy: mostly not really
- Maintain a healthy weight: mostly not really
- Get enough sleep (8 to 9 hours): mostly not really
- Brush and floss my teeth: mostly not really
- Wear sunscreen: mostly not really
- Keep my music volume low: mostly not really
- Track my screen time: mostly not really

My Goals

Anything you would like to improve in this area?



Your Mind / Emotions

- Manage my stress: mostly not really
- Do my best in school: mostly not really
- Balance work, school, and social life: mostly not really
- Get along with others: mostly not really
- Build friendships: mostly not really
- Active in my community: mostly not really
- Pay attention to my feelings: mostly not really
- Ask for help if needed: mostly not really

My Goals

Anything you would like to improve in this area?



Your Behavior

- Avoid substance use or abuse: mostly not really
- Drive safely: mostly not really
- Manage my emotions: mostly not really
- Practice safe sex: mostly not really
- Be safe online: mostly not really

My Goals

Anything you would like to improve in this area?



Job Skills

Job skills can help you get along with others at home, at school, and at work. You can use these skills every day when talking to someone, working with someone, making decisions, and more. These skills are sometimes called 'soft skills.'

Employers like to hire people with good job skills. The 'Skills to Pay the Bills' training can help you learn communication, positive attitudes, being a team player, networking, problem solving, critical thinking and being professional.

Key Takeaways:



Employers value soft skills. You can learn these important job skills at home, school and through work experiences. Talk to your school transition team to find ways you can practice these skills.

We all can improve our skills set. The best way to do this is through practice!

Have more Questions?

Reach out to your School Counselor or teacher or contact your local **DVR Counselor** to learn more about Skills to Pay the Bills classes or visit the Office of Disability Employment Policy website:

www.dol.gov/odep/topics/youth/softskills





Job Skill Activity

There are many **types of communication**.

When it comes to communication, what people see is often more memorable than what they read or hear. **This is often referred to as body language.**

Body language includes facial expressions, eye behavior, gestures, posture, and more. Body language can express your emotions, feelings, and attitudes.


People in different cultures may understand some global non-verbal expressions, while other expressions may be culture specific.

Conclusion:

Actions speak louder than words. Consider what your facial expressions, posture, gestures, eye contact, and tone of voice may be communicating to those around you. Does your body language match the words you use?

Directions:

Match the character with the emotion their body language and/or facial expression is conveying.



Happy



Sad



Angry



Worried

Answers: A = Happy C = Happy D = Sad B = Worried



Resources Directory

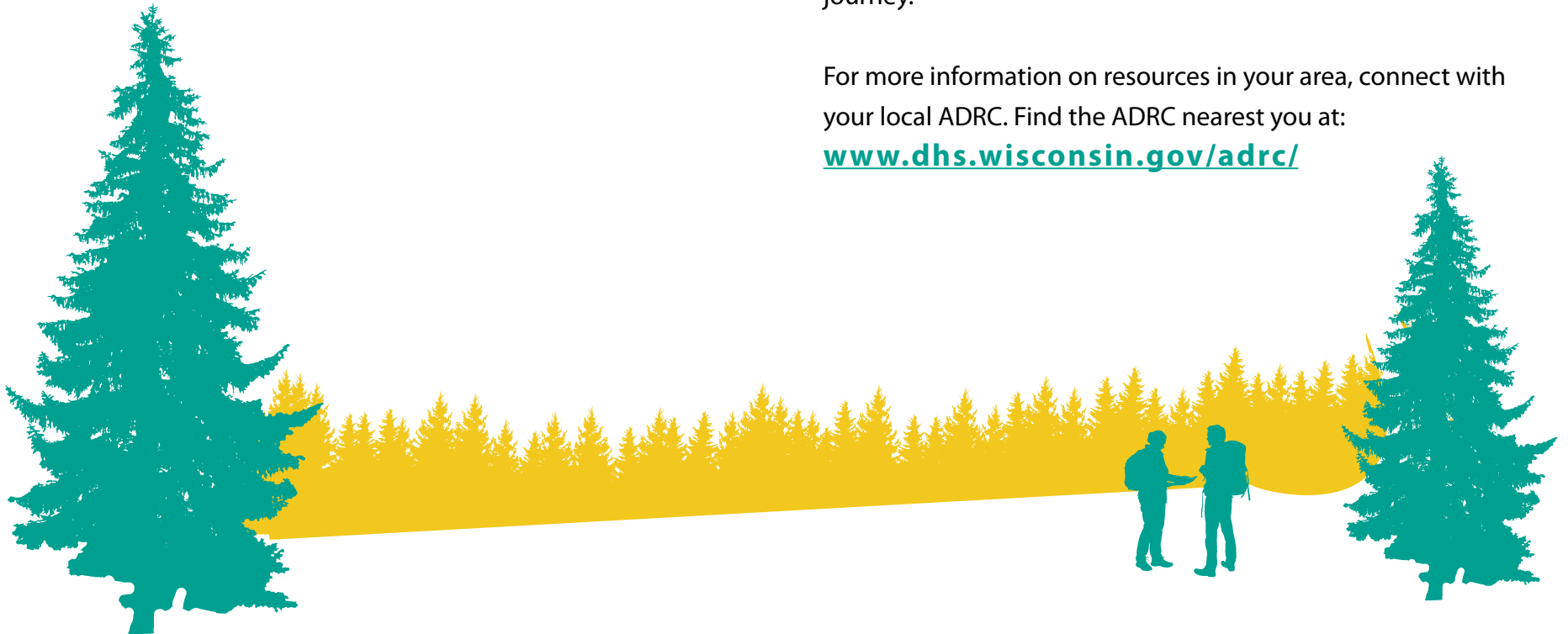
One of the most difficult roads we will travel in life is the road from childhood to adulthood. It can be hard to know what comes next when planning for life after high school.

Going through this transition is something everyone must do, but is different for each person.

These resources may help you along this journey. Don't be afraid to ask for help. These resources may help you along your journey.

For more information on resources in your area, connect with your local ADRC. Find the ADRC nearest you at:

www.dhs.wisconsin.gov/adrc/





Assistive Technology / Accommodations

After high school most people continue their education or get a job. Whether at work or school, consider if you will need any assistive technology or accommodations. If you received accommodations or used assistive technology in high school you may need similar assistance at work or college.

Attending a College or Training Program?

Ask your advisor if the campus has a disability resource center or provides any disability services.

Starting a New Job?

Connect with the Job Accommodation Network (JAN) if you have questions about workplace accommodations, disclosure, or the Americans with Disabilities Act (ADA):


www.askjan.org | (800) 526-7234 (Voice) | (877) 781-9403 (TTY)

Visit the Wisconsin Department of Health Services WisTECH website for assistive technology assistance:

www.dhs.wisconsin.gov/disabilities/wistech/index.htm

More Local Resources

Visit www.211.org or dial **2-1-1** for more local resources. 2-1-1 is a free and confidential service that helps people across the U.S. find local resources they need. Open 24 hours a day, seven days a week.





Community Living

Living independently can be a challenge. Contact information for programs that assist with community living are listed below.

Childcare

If you need help with childcare, the Wisconsin Department of Children and Families can direct you to local resources:

dcf.wisconsin.gov/

Foster Care Youth

Contact the Wisconsin Department of Children and Families about independent living services:

dcf.wisconsin.gov/independentliving

Food

Eating healthy is important! If you are having trouble finding good quality food, consider visiting a local food pantry. Find a list of Wisconsin food pantries:

www.foodpantries.org/st/wisconsin

Housing

Many programs can assist with housing costs. You can seek help with rent, mortgage payments, and utility assistance. Find out about different housing programs:

www.dhs.wisconsin.gov/disabilities/physical/housing-assist.htm

www.hud.gov/states/wisconsin/renting





Community Living (cont'd)

Home Energy Assistance

Another place to turn for help is the Wisconsin Home Energy Assistance Program (WHEAP). WHEAP helps with heating costs, electric costs, and energy crisis situations.

Find out more information or apply for WHEAP services:

homeenergyplus.wi.gov





Call 1-866-HEATWIS (432-8947).

Independent Living Centers

If you need help finding a personal care attendant, accessible forms of recreation, or the support from someone with the same disability as you, contact your county's Independent Living Center:

<https://il-wis.net>

Have More Questions?

-  Contact your local ADRC
-  Talk with your DVR Counselor
-  Dial 2-1-1 for more local resources
-  Call HUD's Housing Counseling Office: 800-569-4287





Employment

Finding a job takes effort, especially when you are young and it's one of your first jobs.

DVR

The Division of Vocational Rehabilitation (DVR) helps people who receive Supplemental Security Income (SSI) or Social Security Disability Insurance (SSDI) find employment. DVR can help you to create an employment plan and connect you to community resources to get a job.

Find your local Wisconsin DVR office:

dwd.wisconsin.gov/dvr/locations

Contact your local DVR office or call DVR's toll-free number: **800-442-3477**

Your Local Job Center

Job Centers help anyone looking for a job. Find your local Job Center to get more help searching for a job, updating your resume, and other work assistance:

www.wisconsinjobcenter.org

Call 877-872-5627





Foster Care

Youth in foster care who are 14 or older may be eligible for Independent Living services. Independent Living can help with things like getting important documents, budgeting, securing housing, applying for jobs, and applying and preparing for college or technical school, and more.


Find out more:

dcf.wisconsin.gov/independentliving

To find out if you or someone you know is eligible for independent living programs, please go to dcf.wisconsin.gov/files/cwportal/il/pdf/il-eligibility.pdf, or if you have a social worker, ask them about what supports are available to you.

Transition Resource Agencies are responsible for providing Independent Living services for youth ages 18-21, who are no longer in out-of-home care. Find the Transition Resource Agency near you:

dcf.wisconsin.gov/map/il-r





Guardianship and Supported Decision-Making

When you turn age 18 you are able to vote, sign contracts, join the military, and have a bank account on your own. Having some support with making big decisions may be a choice for you to consider.

Supported Decision-Making

Find out strategies for supported decision-making:

wi-bpdd.org/index.php/supporteddecision-making

Wisconsin Guardianship Support Center


Provides legal information and resources to families and professionals regarding guardianship, alternatives to guardianship, powers of attorney, and other related issues. www.gwaar.org

National Resource Center for Supported Decision-Making has resources, publications, and a state-by-state guide to information on Supported Decision-Making.

www.supporteddecisionmaking.org

Have more questions?

Visit the Before Age 18 website: beforeage18.org





Health

Finding a Primary Care Provider

If you have a lot of medical needs, learning about taking care of your health is important.

Ask your doctor if they can continue to see you when you are an adult or who they would recommend you talk to about providing care as you move into adulthood? You should also be looking for specialty providers if needed.

Health Care Coverage

Health insurance may change when you become an adult. Some programs may end for young adults at age 19 and they are no longer considered part of the family unit. This may change the income eligibility for the family.

To find out about health insurance options reach out to your:

 local **DVR Counselor** or

 **ADRC** www.dhs.wisconsin.gov/adrc

Have more questions? Visit

www.healthtransitionwi.org

www.gottransition.org





Mental Health

It's important to pay attention to both your physical health and mental health. Help is available when you face challenging times or need strategies to navigate the world around you.

Mental Health services can be delivered in many places, including; hospitals, clinics, homes, and other community locations. These services are more than medication and therapy. Mental Health services can also provide help with employment, housing, peer support, relationships, identity, depression, stress, addiction, suicide, and more.

Find more information about available services:

Mental Health of America - Wisconsin


www.mhawisconsin.org

National Alliance of Mental Illness - Wisconsin

www.namiwisconsin.org

More Local Resources

Visit www.11.org or dial **2-1-1** for more local resources. 2-1-1 is a free and confidential service that helps people across the U.S. find local resources they need. Open 24 hours a day, seven days a week.





Social Security Benefits & Health Insurance




Big Changes at Age 18

At age 18, people receiving SSI benefits go through the redetermination process. This is when Social Security determines whether your disability is severe enough to limit your ability to work at a specific level. Even though your condition may not change, Social Security might determine that you no longer have a disability.

Working and Benefits

Getting a job may mean a change to the benefits that you receive. If you are considering work or have questions about your current benefits connect with a Work Incentive Benefits Specialist. They can help you better understand your benefits and help you make informed choices to reach your goals.


Have more Questions?

-  Your DVR Counselor about Benefits Counseling
-  A Disability Benefit Specialist at your county's ADRC
-  Your school transition teacher

Find a Benefits Specialist:

www.eri-wi.org/benefits-specialists

 To check your Social Security status visit: ssa.gov





Transportation

Before you look for a job, you should think about how you will get there. Talk about all the different ways to get to work with your planning team.

- ✎ Find a job you can walk or bike to.
- ✎ Learn how to take the bus.
- ✎ Take a taxi. Some companies charge less for people with disabilities.
- ✎ Ride share with family, friends, or neighbors.
- ✎ Learn to drive.
- ✎ Consider moving closer to work.

Ask your school, ADRC, or DVR Counselor about services to help you learn to walk, bike, bus, or drive safely to work.

Ageing and Disability Resource Centers (ADRCs):

Get a list of local transportation companies and services in your area:

www.dhs.wisconsin.gov/adrc



Transportation (continued)

Wisconsin Independent Living Centers:

After you start a job, think about ridesharing with people at work or asking your boss to change your schedule to make getting to work easier. Contact your local Independent Living Center for help:

<https://il-wis.net>

Contact a Work Incentive Benefits Specialist

Talk to a benefit specialist to find out if you can use Impairment Related Work Expenses (IRWE) to cover your transportation costs for work.

Find a benefit specialist: www.eri-wi.org/benefits-specialists



Voting

At age 18, you can vote!

Find out when the next election is, learn about what the issues are, who is running, and where you vote. Your voice matters! Be sure it is heard during the next election.

Contact your municipal clerk's office if you need accommodations. Then vote!

Have more questions?


www.usa.gov/register-to-vote





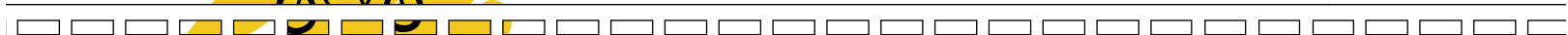

***“Do what you can,
where you are, with what
you have.”***

- Theodore Roosevelt



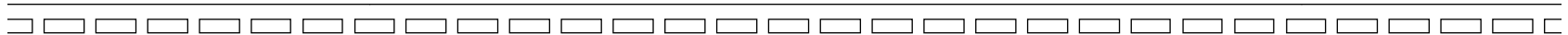
***Education is the most powerful
weapon which you can use to change the world.***

- Nelson Mandela





GET TO WHERE
You Want to Go



Find more tips and resources at...

beforeage18.org